


PLEASE PLACE THIS
ON YOUR
REFRIGERATOR FOR
YOU TO REFER TO
ALL WEEK



Written Phonogram Review #16

Parent: **Say** the phonogram sound(s)

Kindergartener: Repeat sound(s) and then
write phonogram as they say the
sound(s). If they do not know how to
write it, they can write a -.

Parent: Show your child the phonogram card
so that they can **check** their work.

Repeat with all **20** phonograms.

This weeks phonograms are:

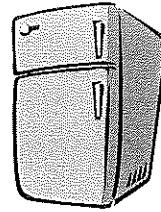
ea, oo, ay, ew, ck

oa, u, oi, ed, wh

ch, ee, ear, ur, th

ir, d, f, l, t

PLEASE PLACE THIS
ON YOUR
REFRIGERATOR FOR
YOU TO REFER TO ALL
WEEK



Written Phonogram Review #16

Parent: **Say** the phonogram sound(s)

Kindergartener: Repeat sound(s) and then
write phonogram as they say the
sound(s). If they do not know how to
write it, they can write a -.

Parent: Show your child the phonogram card
so that they can **check** their work.

Repeat with all **20** phonograms.

This weeks phonograms are:

ea, oo, ay, ew, ck

oa, u, oi, ed, wh

ch, ee, ear, ur, th

ir, d, f, l, t

Kindergarten Homework Train

Name: _____

Date: April 1st - April 5th

Monday

Assignment # 1

Study phonograms!

Practice phonograms 1-65

Assignment # 2

Parent:

- Say a word

Child:

- Sound that word
- Write that word
- (1- 2 x's each using your best handwriting)
- Mark if needed
- Read and check
- Go to next word

* When done read for spelling and reading!

Assignment # 3

Written Phonogram Review-

Please use the directions on how you and your child should complete their phonogram review homework.

Assignment # 4

Math Homework -

Lesson 2

Time _____

Parent Signature _____

Tuesday

Assignment # 1

Study phonograms!

Practice phonograms 1-65

Assignment # 2

Parent:

- Say a word

Child:

- Sound that word
- Write that word
- (1- 2 x's each using your best handwriting)
- Mark if needed
- Read and check
- Go to next word

* When done read for spelling and reading!

Assignment # 3

Written Phonogram Review-

Please use the directions on how you and your child should complete their phonogram review homework.

Assignment # 4

Math Homework -

Lesson 3

Time _____

Parent Signature _____

Wednesday

Assignment # 1

Study phonograms!

Practice phonograms 1-65

Assignment # 2

Parent:

- Say a word

Child:

- Sound that word
- Write that word
- (1- 2 x's each using your best handwriting)
- Mark if needed
- Read and check
- Go to next word

* When done read for spelling and reading!

Assignment # 3

Written Phonogram Review-

Please use the directions on how you and your child should complete their phonogram review homework.

Assignment # 4

Math Homework -

Lesson 4

Time _____

Parent Signature _____

Thursday

Assignment # 1

Study phonograms!

Practice phonograms 1-65

Assignment # 2

Review your child's spelling test. Please have your

child write the words they missed 3x's each. Have them:

- Say a word
- Sound that word
- Write that word (use your best handwriting)
- Mark if needed
- Read and check
- Go to next word

Assignment # 3

Review your child's written

phonogram review test.

Please have your child

practice and write the

phonograms they missed

3x's each.

Assignment # 4

Math Homework-

Trace 2's

Time _____

Parent Signature _____

Nightly Reading Homework

Monday

- Practiced Sight Words (spelling words)
- Read this week's Fluency Passage

Tuesday

- Practiced Sight Words (spelling words)
- Read this week's Fluency Passage

Wednesday

- Practiced Sight Words (spelling words)
- Read this week's Fluency Passage

Thursday

- Practiced Sight Words (spelling words)
- Read this week's Fluency Passage

Parent Comments



• Spelling List #9 will be sent home at the end of the week for next weeks spelling test.

Name _____

Lesson 2

Tens


My Homework

Homework Helper



Need help? connectED.mcgraw-hill.com

Count by tens to find how many there are in all.



$$4 \text{ tens} = 40$$


Helpful Hint
Count ten, twenty,
thirty, forty.

Practice

Count groups of ten. Write the numbers.




$$\underline{\quad\quad} \text{ tens} = \underline{\quad\quad} \\ \text{twenty}$$




$$\underline{\quad\quad} \text{ tens} = \underline{\quad\quad} \\ \text{eighty}$$

Count groups of ten. Write the numbers.



_____ tens = _____
seventy



_____ tens = _____
fifty

5. There are 4 boxes. Each box has 10 buttons in it. How many buttons are there in all?

_____ buttons

Brain Builders

6. Sammie bought some vases for a party. Each vase has 10 flowers in it. There are 30 flowers in all. How many vases are there?

_____ vases

Vocabulary Check

Circle the correct answer.

7. Which group shows counting by tens?

5, 10, 15, 20, 25

10, 20, 30, 40, 50



Math at Home Give your child several small items such as buttons or pennies to count. Help your child make groups of ten and then count the items by tens.

Name _____

Lesson 3

Count by Tens
Using Dimes

My Homework

Homework Helper

Need help?  connectED.mcgraw-hill.com

You can count by tens
to count dimes.

 or  = 10¢



10¢



20¢



30¢



40¢



50¢



60¢
in all

Practice

Count by tens. Write the numbers. How much in all?

1.



_____ ¢ _____ ¢ _____ ¢
in all

2.



_____ ¢ _____ ¢ _____ ¢ _____ ¢ _____ ¢ _____ ¢ _____ ¢
in all

Count by tens. Write the numbers. How much in all?

3.



_____ ¢ _____ ¢ _____ ¢ _____ ¢ _____ ¢
in all

4.



_____ ¢ _____ ¢ _____ ¢ _____ ¢ _____ ¢ _____ ¢
in all

Brain Builders

5. Addison has 8 dimes in her purse. How much is there in all? Draw a picture to help you solve.

_____ ¢

6. Test Practice Myron buys a small basketball for 90¢. How many dimes make 90¢?

10 dimes 9 dimes 8 dimes 7 dimes



Math at Home Give your child different amounts of dimes from 1 to 9. Have them tell you how many dimes they have and how much money in all.

Name

Lesson 4

Ten and
Some More


My Homework

Homework Helper



Need help? connectED.mcgraw-hill.com

You can count groups of ten and some more.




2 tens and 3 more is 23.


Helpful Hint
Count tens and
then count ones.

Practice

Count. Circle groups of ten. Write the numbers.



_____ tens and _____ more is _____.



_____ ten and _____ more is _____.

Count. Circle groups of ten. Write the numbers.



_____ tens and _____ more is _____.



_____ tens and _____ more is _____.

Brain Builders

5. Sarai has 3 groups of 10 rings. She gets 2 more rings. How many rings does Sarai have now?

_____ rings

6. Test Practice Paul is thinking of a number. It has 6 groups of ten and 3 more. What is the number?

63

36

9

3



Math at Home Have your child count some cereal by ones. Then make groups of ten and some more. Ask your child how many pieces of cereal in all.

Say and trace each number

2 2 2 2	2 2 2 2
2 2 2 2	2
2 2 2	12
2 2	22
2	32
12	42
22	52
32	62
42	72
52	82
62	92
72	102
82	200
92	222
102	2000

